



# GREAT TAKES TIME

IT TOOK APPROXIMATELY 7 YEARS TO BUILD THE FIRST FLIGHT.

## AXIS LONG TERM EQUITY FUND

An open-ended equity linked saving scheme with a statutory lock in of 3 years and tax benefit

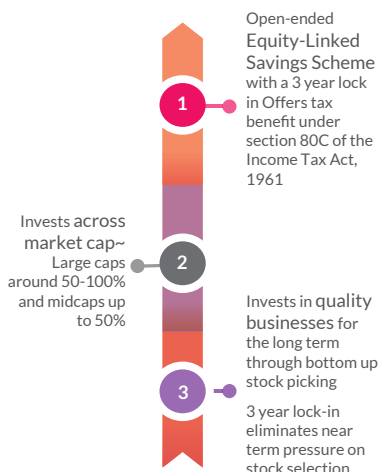


October 2021

### About the Fund

The fund looks at opportunities across the market cap and the portfolio remains balanced between its large and mid-cap allocations.

The fund is focused on long term earnings growth prospects and quality as key criteria for stock selection.



-Note: For market cap definitions, please ref to next page.

### Performance (NAV Movement)

Axis Long Term Equity Fund - Regular Plan - Growth  
S&P BSE 200 TRI Index

29th December 2009

₹ 10,000

31st October 2021

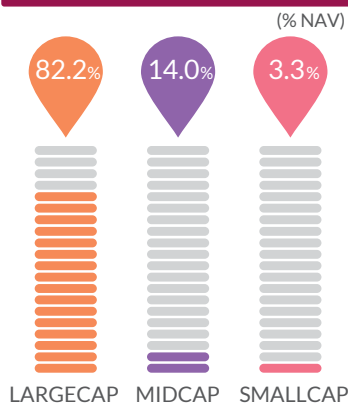
₹ 75,316

₹ 41,328

	1 Year		3 Years		5 Years		Since Inception	
	CAGR (%)	Current Value of Investment of ₹ 10,000/-	CAGR (%)	Current Value of Investment of ₹ 10,000/-	CAGR (%)	Current Value of Investment of ₹ 10,000/-	CAGR (%)	Current Value of Investment of ₹ 10,000/-
Axis Long Term Equity Fund - Regular Plan - Growth <sup>^</sup>	55.83%	15,564	23.42%	18,790	17.42%	22,343	18.59%	75,316
S&P BSE 200 TRI (Benchmark)	57.54%	15,734	21.33%	17,853	16.69%	21,658	12.73%	41,328
Nifty 50 TRI (Additional Benchmark)	53.72%	15,354	20.82%	17,625	16.81%	21,761	12.26%	39,345

\*Type of Scheme: An open ended equity linked savings scheme with a statutory lock in of 3 years and tax benefit. **Past performance may or may not be sustained in future.** Since inception (29th December 2009). Different plans have different expense structure. Jinesh Gopani is managing the scheme since 1st April 2011 and he manages 10 schemes of Axis Mutual Fund. Returns greater than 1 year are Compounded Annual Growth Rates (CAGR). Face value ₹10 per unit. Please refer return table for performance of all schemes managed by the fund manager.

### Current market cap split



### Top 10 stocks

Bajaj Finance Limited	9.8%
Avenue Supermarts Limited	9.5%
Info Edge (India) Limited	7.5%
Tata Consultancy Services Limited	7.4%
Divi's Laboratories Limited	5.5%
Housing Development Finance Corporation Limited	5.4%
Kotak Mahindra Bank Limited	5.3%
HDFC Bank Limited	4.8%
Nestle India Limited	4.8%
Pidilite Industries Limited	4.6%

### Risk Parameters

Standard Deviation	19.7%
Beta	0.89
Tracking Error	6.7%
Information Ratio	0.34

Based on 3 years data

### Top 5 Sectors



Current Portfolio Allocation is based on the prevailing market conditions and is subject to changes depending on the fund manager's view of the equity markets.

## Investing facts



### Minimum Application

Lumpsum  
₹500  
& multiples of ₹ 500

SIP  
₹500  
& multiples of ₹ 500

SIP - Systematic Investment Plan



### Fund Manager



## Jinesh Gopani

20 years of experience in financial markets.  
He has been managing this fund since 1st April 2011.



Entry Load

Nil



Exit Load

Nil



### Options Growth & IDCW



Inception Date  
29th December 2009

## IDCW History

Option	Record Date	IDCW (₹ Per unit)		NAV per unit (Cum IDCW)	NAV per unit (Ex IDCW)
		Individuals/ HUF	Others		
IDCW	February 26, 2021	2.25	2.25	25.54	23.29
	January 27, 2020	1.86	1.86	23.26	21.16
	January 31, 2019	2.04	2.04	21.38	19.08
	March 22, 2018	2.50	2.50	23.05	20.55
	January 31, 2017	2.23	2.23	21.17	18.94
	January 25, 2016	2.25	2.25	--	18.97

On payment of IDCW, the NAV of the IDCW option of the Scheme falls to the extent of the payout and statutory levy, if any. Past performance may or may not be sustained in future. Face value of units is Rs. 10. IDCW means Income Distribution cum Capital Withdrawal.

## Returns of schemes managed by Jinesh Gopani

(As on 31st October 2021)

	Date of Inception	1 Year		3 Years		5 Years		Since Inception	
		CAGR (%)	Current Value of Investment of ₹ 10,000/-	CAGR (%)	Current Value of Investment of ₹ 10,000/-	CAGR (%)	Current Value of Investment of ₹ 10,000/-	CAGR (%)	Current Value of Investment of ₹ 10,000/-
<b>FUNDS MANAGED BY JINESH GOPANI (Total schemes managed: 10)</b>									
<b>Top 3 Funds</b>									
Axis Growth Opportunities Fund - Regular Plan - Growth Option	22-Oct-18	68.24%	16,800	28.00%	20,958	NA	NA	27.83%	21,000
NIFTY Large Midcap 250 TRI (Benchmark)		65.38%	16,515	22.56%	18,401	NA	NA	23.63%	18,985
Nifty 50 TRI (Additional Benchmark)		53.72%	15,354	20.82%	17,625	NA	NA	21.22%	17,888
Axis Focused 25 Fund - Regular Plan - Growth Option	29-Jun-12	56.00%	15,581	23.44%	18,800	18.51%	23,403	18.11%	47,320
Nifty 50 TRI (Benchmark)		53.72%	15,354	20.82%	17,625	16.81%	21,761	15.21%	37,526
S&P BSE Sensex TRI (Additional Benchmark)		51.40%	15,123	21.26%	17,821	17.60%	22,514	15.54%	38,552
Axis Long Term Equity Fund - Regular Plan - Growth Option	29-Dec-09	55.83%	15,564	23.42%	18,790	17.42%	22,343	18.59%	75,316
S&P BSE 200 TRI (Benchmark)		57.54%	15,734	21.33%	17,853	16.69%	21,658	12.73%	41,328
Nifty 50 TRI (Additional Benchmark)		53.72%	15,354	20.82%	17,625	16.81%	21,761	12.26%	39,345
<b>Bottom 3 Funds</b>									
Axis Retirement Savings Fund - Conservative Plan - Regular Plan - Growth Option	20-Dec-19	17.89%	11,789	NA	NA	NA	NA	13.10%	12,574
NIFTY 50 Hybrid Short Duration Debt 25:75 Index (Benchmark)		15.61%	11,561	NA	NA	NA	NA	12.00%	12,347
NIFTY 10 yr Benchmark G-Sec (Additional Benchmark)		1.42%	10,142	NA	NA	NA	NA	5.31%	11,011
Axis Retirement Savings Fund - Aggressive Plan - Regular Plan - Growth Option	20-Dec-19	36.56%	13,644	NA	NA	NA	NA	18.62%	13,740
NIFTY 50 Hybrid Composite Debt 70:30 Index (Benchmark)		37.40%	13,728	NA	NA	NA	NA	19.68%	13,969
Nifty 50 TRI (Additional Benchmark)		53.72%	15,354	NA	NA	NA	NA	23.07%	14,714
Axis Retirement Savings Fund - Dynamic Plan - Regular Plan - Growth Option	20-Dec-19	41.88%	14,174	NA	NA	NA	NA	21.34%	14,330
NIFTY 50 Hybrid Composite Debt 65:35 Index (Benchmark)		34.81%	13,470	NA	NA	NA	NA	19.02%	13,826
Nifty 50 TRI (Additional Benchmark)		53.72%	15,354	NA	NA	NA	NA	23.07%	14,714

Only for distributors/advisors and their clients.

^ An open ended equity linked savings scheme with a statutory lock in of 3 years and tax benefit.

Data as on 31st October 2021.

**Past performance may or may not be sustained in future.** Calculations are based on Regular Plan - Growth Option NAV and Direct Plan - Growth Option NAV, as applicable. Different plans have different expense structure. Face value is ₹. 10 per unit.

Jinesh Gopani is managing Axis Long Term Equity Fund since 1st April 2011, Axis Focused 25 Fund since 7th June 2016. He also manages Axis Growth Opportunities Fund, Axis Retirement Savings Fund, which includes Aggressive plan, Dynamic plan and Conservative plan, Axis ESG Equity Fund and Axis Technology ETF, Axis Healthcare ETF & Axis Value Fund since inception.

Market caps are defined as per SEBI regulations as below: a. Large Cap: 1st -100th company in terms of full market capitalization. b. Mid Cap: 101st -250th company in terms of full market capitalization. c. Small Cap: 251st company onwards in terms of full market capitalization.

**Disclaimer:** Sector(s) / Stock(s) / Issuer(s) mentioned above are for the purpose of disclosure of the portfolio of the Scheme(s) and should not be construed as recommendation. The fund manager(s) may or may not choose to hold the stock mentioned, from time to time. Investors are requested to consult their financial, tax and other advisors before taking any investment decision(s).

Statutory Details: Axis Mutual Fund has been established as a Trust under the Indian Trusts Act, 1882, sponsored by Axis Bank Ltd. (liability restricted to ₹ 1 lakh). Trustee: Axis Mutual Fund Trustee Ltd. Investment Manager: Axis Asset Management Co. Ltd. (the AMC). Risk Factors: Axis Bank Ltd. is not liable or responsible for any loss or shortfall resulting from the operation of the scheme.

**Mutual Fund investments are subject to market risks, read all scheme related documents carefully.**

## Axis Long Term Equity Fund

(An Open Ended Equity Linked Savings Scheme With A Statutory Lock In Of 3 Years And Tax Benefit)

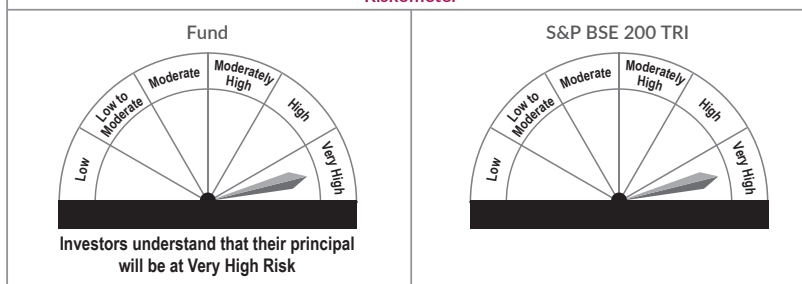
Benchmark: S&P BSE 200 TRI

This product is suitable for investors who are seeking\*:

- Capital appreciation & generating income over long term
- Investment in a diversified portfolio predominantly consisting of equity and equity related instruments.


\*Investors should consult their financial advisers if in doubt about whether the product is suitable for them.


### Riskometer



Distributed by

 Paisatap Wealth

 ARN-139653

 9033843180

 dhaval.satpada@gmail.com